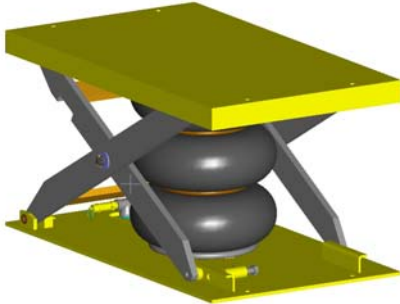


# Air Scissor Lift Tables

Page 9



## Description:

The model LSA06 scissor lift table has solid plate construction which utilizing high strength steel for increased durability and deflection. The scissor lift table has a maximized travel while still utilizing the Enkon Systems one-to-one direct lifting design. The lift base is 23" x 40", has a capacity up to 3000 pounds and travel up to 15". As with all Enkon Systems air operated scissor lift tables this lifts controls utilize an internal control valve and safety relief pressure valve.

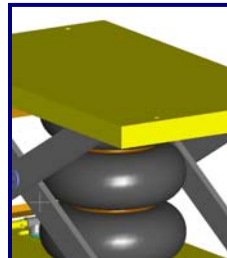
## Model LSA06

### Standard features include:

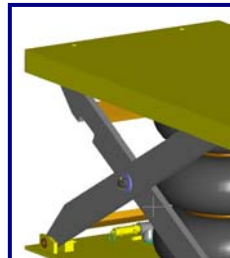
- Quick and inexpensive installation, simply bolt scissor lift table to floor and connect air line
- Clean and green air power scissor lift table
- Powered by our patented Air Bag Technology
- Platform standard size 23 x 40 (see chart on next page for custom top plates sizes)
- Hand pedestal control
- Internal non-pilot quick exhaust valve for fast down speed
- Safety relief valve mounted internally to prevent over-inflation of the air bag
- Maintenance stop block
- High-strength steel components
- High torque load bearings lubricated for life to eliminate maintenance time and costs
- Pivot joints secured in-place with triple locking system to keep operators safe
- Meets or exceeds all safety parameters based on ANSI MH29.2 and OSHA requirements
- Performance tested and documented by Enkon Systems Inc.




Pedestal Controller



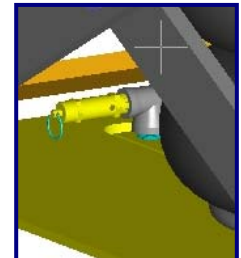
High Strength Steel Construction



Smooth Steel Solid Top Plate

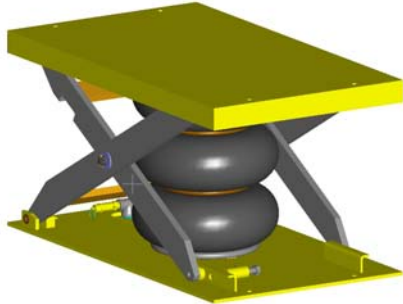


Maintenance Lock



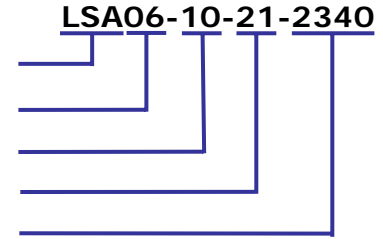
Safety Relief Pressure Valve

# Air Scissor Lift Tables



## Nomenclature

Product type= LSA = Lift Scissor Air  
 Lift style = 06  
 Capacity = 10 = 1000 pounds  
 Raised height = 21"  
 Platform size = 23" width x 40" length



## Model LSA06

Values rounded to the nearest 1", see print for actual dimension

Travel (in)	Model	Capacity (lbs)	Lowered		Raised		Platform Size		Base Size	Ship
			Height (in)	Travel (in)	Height (in)	Travel (in)	Width (in)	Length (in)	W x L (in)	Weight (lbs)
15	LSA06-10-21-xxxx	1000	6	15	21	23 - xx	40 - xx	23 x 40	xxx	
15	LSA06-20-21-xxxx	2000	6	15	21	23 - xx	40 - xx	23 x 40	xxx	
15	LSA06-30-21-xxxx	3000	6	15	21	23 - xx	40 - xx	23 x 40	xxx	

Notes:

1. Ship weights are estimated and do not included over size platforms or options
2. Maximum air bag pressure is 100 psi
3. Recommend air line feed pressure is 60 to 120 psi
4. Air consumption is 5 cubic feet per minute (cfm), average. Cubic feet per minute is based on cycle rate. See Enkon Systems website for how to calculate cfm for your application
5. Surface finishes are either powder coat or low VOC's quick dry two stage spray on primer coat and hard enamel top coat
6. Lifts must be center loaded at full capacities
7. Side and end load capacities are de-rated 2% per inch of increase top plate size from base size
8. Safety bellow skirting option must be purchased to meet ANSI and OSHA standards